


What is Drawing Club?

Drawing Club is an approach designed by Greg Bottrill that immerses children into a world full of imagination. It is through drawing club that we open up the magic world of stories to children, whilst at the same time enriching and developing their language and fine motor skills. Drawing Club is a fantastic way to start a child's experience of wider school 'Literacy'.



Drawing Club is based upon the 3M principle. These are making conversation, mark making and mathematics. We use a book or traditional tale as a stimulus for the week. Children learn new, exciting vocabulary that is revisited each day. We draw characters on a Monday, settings on a Tuesday and an 'I wonder' on a Wednesday, Thursday and Friday.

Children observe as the teacher models Drawing Club each morning and then get the opportunity to complete their own drawings and writing. They can borrow ideas from the teacher or create their own to share. Pupils add symbols and passwords to their drawings in the form of marks, words, phrases and sentences.

THE 3MS...

MAKING CONVERSATION:
TALKING CONFIDENTLY, USING NEW VOCABULARY, LISTENING, SHARING IDEAS, HAVING CONVERSATION BACK AND FORTH, COLLABORATING, RESPECTING AND HELPING ONE ANOTHER

MARK MAKING:
WRITING AT THE CUSP OF CONFIDENCE, READING WITH INTEREST, DEVELOPING PHONIC KNOWLEDGE, DISCOVERING THE ART OF MESSAGING, INCREASING FINE MOTOR CONTROL WITH PURPOSE



MATHEMATICS:
DRAWING IS FULL OF MATHEMATICAL OPPORTUNITIES - COUNTING, COMPARING, ADDING, TAKING AWAY, DIVIDING, NUMERAL WRITING AND RECOGNITION - ALL THE TIME BUILDING CONFIDENCE THROUGH PURPOSE

DRAWING CLUB
CHARACTER SPELLS

GROW 100 TIMES ITS SIZE
TURN INTO SOMETHING DISGUSTING
SHRINK
TURN INTO A CHICKEN
MAKE THEIR TUMMY RUMBLE
FLOAT AWAY

Get-Up-Stand-Up Vocabulary

GOBBLE	CHOMP
DESTROY	LEAKING
IGNORE	SPLATTER
FIERCESOME	ASTONISHED



Progression

	Nursery	Reception			Year 1		
	Summer Term	Autumn Term	Spring Term	Summer Term	Autumn Term	Spring Term	Summer Term
Writing	Mark making symbols	Single letters Initial sounds <i>E.g. 'd' to represent a dog</i>	Digraphs CVC words <i>E.g. 'ch' to represent cheese and the word 'dog' to correctly label a dog.</i>	Common exception words Simple phrases and sentences <i>E.g. The dog is big.</i>	Simple sentences Capital letters, finger spaces and full stop <i>E.g. It is a dog.</i>	Using 'and' to join two nouns Adjectives <i>E.g. It is a dog and a cat. It is a brown dog.</i>	Question marks and exclamation marks 2 sentences to build a narrative <i>E.g. Is it a dog? Woof! The dog is walking. He sees a cat.</i>
Format	Large paper	5 column sheet	5 column sheet with lines	Half lined books		Half lined books with handwriting lines	

	Year 2		
	Autumn Term	Spring Term	Summer Term
Writing	SPaG	SPaG	Simple narrative that follows a Story Mountain English lessons
Format	English books		

How is it Delivered?

Reception

Part 1	10 minutes together on the carpet	Vocabulary – Sharing planned, rich vocabulary, linked to the story or animation.
Part 2		Story Sharing – a blend of stories and traditional tales.
Part 3		Modelling drawing of the character, setting and adventure time ideas through the 3M's. Modelling writing through a 'password'. See progression. Reading developed by adding keywords.
Part 4	Groups/whole class	Drawing Club group sessions, exploring story through drawing and writing using the 3M's

Year 1

Part 1	10 minutes together on the carpet	Vocabulary – Sharing planned, rich vocabulary, linked to the story or animation.
Part 2		Story Sharing – a blend of stories and traditional tales.
Part 3		Modelling drawing of the character, setting and adventure time ideas through the 3M's. Modelling writing through a 'password'. See progression. Reading developed by adding keywords.
Part 4	Groups/whole class	Drawing Club group sessions, exploring story through drawing and writing using the 3M's

Year 2

Part 1	10 minutes together on the carpet	SPaG focus -terminology shared
Part 2		Picture sharing – linked to wider curriculum
Part 3		Modelling writing the sentence to include the SPaG focus
Part 4	Whole Class	Writing sentences including taught SPaG

Which texts and images are used?

	Autumn 1	Autumn 2	Spring 1	Spring 2	Summer 1	Summer 2
Nursery						Farmer Duck Tiddler On the Way Home Mog, the Forgetful Cat The Owl Who Was Afraid of The Dark
Reception	We're Going on a Bear Hunt Handa's Surprise The Smartest Giant in Town How to Catch a Star Elmer	Not Now Bernard Jack and the Beanstalk Chicken Licken Goldilocks Hansel and Gretel	Dear Zoo Three Billy Goats Gruff Little Red Hen The Three Little Pigs The Hairy Toe	The Giant Jam Sandwich Farmer Duck The Tiger Who Came to Tea The Magic Porridge Pot The Gingerbread Man	We're Going on a Bear Hunt Rosie's Walk Pirate Pete Room on the Broom Wacky Races	Where the Wild Things Are Goldilocks and the Three Bears Would You Rather? What's in the Witch's Kitchen Hansel and Gretel
Year 1	Three Little Wolves and the Big Bad Pig The Three Little Pigs The Gruffalo In Every House on Every Street The Leaf Thief Mr. Wolf's Pancakes	Stickman The Gruffalo's Child The Snow Thief Dogger The Paper Dolls Lost in the Toy Museum	The Tiger Who Came for Tea Owl Babies Tiddler Little Rabbit Foo Foo The Lighthouse Keeper's Lunch Pirate Pete	Room on the Broom Those Magnificent Sheep in Their Flying Machine The Smartest Giant in Town That Rabbit Belongs to Emily Brown You Can't Take an Elephant on the Bus Rosie's Walk	The Spooky Old Tree Jack and the Beanstalk Hansel and Gretel Supertato Carnival Catastro-Pea Chicken Licken The Giant Jam Sandwich	Meerkat Mail What the Ladybird Heard at the Seaside You Can't Take an Elephant on Holiday How to Catch a Star On the Way Home The Magic Porridge Pot
Year 2	Image suggestions: A doctor Fruits and vegetables Animals and humans Hot and cold environments	Image suggestions: Kings and queens Police Artwork by Picasso	Image suggestions: Fire engine Art depicting the Great Fire of London Landscapes London.	Image suggestions: Sea creatures Bugs Habitats Coastlines		