Art and Design

"Every child is an artist." Pablo Picasso

Year: 3

Term: Autumn 1

Topic Unit: What do I need to make my body move?

St Dennis Primary Academy

"Everyone matters, everyone succeeds, every moment counts"

Techniques: Drawing

Drawing Taking a line for a walk and filling the spaces with various shading techniques

Hatching and cross hatching

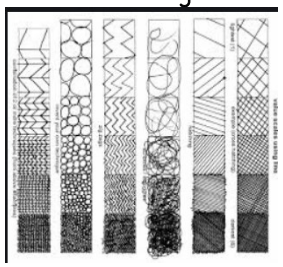

Value - Understanding how shading can create lights and darks.

Creating lights and darks in your own tonal drawing.

Albrecht Durer



By the end of this unit you will have developed your shading skills by:

- Using graded pencils to practice hatching, cross hatching, pointillism and shading.
- Understanding the grades of pencils to create different values.
- Practising shading skills in a picture..
- Drawing in style of 'Durer's rhino using some of his shading techniques..

Vocabulary

cross hatching, hardness, hatching, elaborate, refine, replicate, sketch, patterned, precise, recognisable, value, pointillism, graded pencils, recordings, tone, texture

Glossary	
value 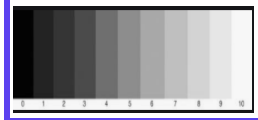	Value, sometimes known as tone, shows a range of lights to darks and a contrast be-
hatching	A techniques for drawing parallel lines. The closer the lines are the less white paper shows and the darker value
cross hatching 	Cross hatching uses layers of hatching placed at an angle in two or more directions. The more layers there are
pointillism	Pointillism uses dots. The closer the dots are together the darker they appear.
graded pencils 	Graded pencils are measured on the softness or hardness of the lead. H means hard so the pencil is lighter. B means black which means the pencil is blacker. Therefore, 9b is
Albrecht Durer 1471-1528	Albrecht Durer was a German Renaissance painter and