

Year: 2
Term: Spring 2
Topic: Textiles -Toy fish



Where does this learning link to aspirations for the future?

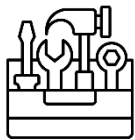
Jellycat are a company that make soft toys. Toy design or making is a job you could do in the future.

In DT we follow this five step process.


Research



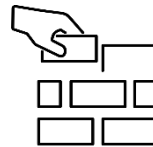
Skills




Design



Make



Evaluate



Here are examples of sewn products:



Remember to plan where your stitches will go on the fish template.



When cutting the **template** out, be careful and as **accurate** as possible.



Glossary

- accurate** Neat, correct shape, size and pattern with no mistakes.
- fabric** A natural or man-made woven or knitted material that is made from plant fibres, animal fur or synthetic material.
- knot** A join made by tying two pieces of string or rope together.
- running stitch** A simple style of sewing in a straight line with no overlapping.
- sew** To join or fasten by stitches made using a needle and thread.
- shape** The form of an object.
- stencil** A shape that you can draw around.
- template** A stencil which you use to help you draw a shape more easily on to different materials.
- thimble** A small metal cap to cover and protect your finger when sewing.

eye of the needle



Remember to tie a knot at the other end of your thread before sewing.