

Year: 5
 Term: Autumn 2
 Topic: Textiles — Stuffed Christmas decorations

Where does this learning link to aspirations for the future?

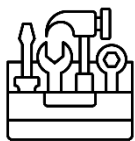
Liberty designs and makes beautiful fabrics. This is used to make a huge variety of products both handmade and mass produced.

In DT we follow this five step process.

Research



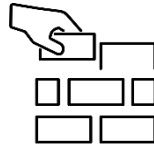
Skills



Design




Make



Evaluate



There are different techniques to use, such as cross-stitch, running-stitch, blanket-stitch and applique.



cross-stitch

running-stitch

blanket-stitch



Applique is where small pieces of cloth are sewn or stuck in a pattern on a larger piece.



Blanket-stitch is used to reinforce the edge of fabric or join two pieces of fabric together.



Be careful when threading your needle. Ask for help if you are unsure.



Glossary

- accurate** Neat, correct shape, size and pattern with no mistakes.
- annotate** To add notes to explain your plan or design.
- appendage** Something attached to a larger or more important thing.
- blanket-stitch** A sewing technique that joins two pieces of fabric together.
- design criteria** To help designers focus their ideas and test the success of them.
- detail** The small features of an object.
- evaluation** When you look at the good and bad points about something, then think about how you could improve it.
- fabric** A natural or man-made woven or knitted material, that is made from plant fibres, animal fur or synthetic material.
- sew** To join or fasten by stitches made using a needle and thread.
- stuffing** Soft material used to fill cushions and stuffed toys.
- template** A stencil made of metal, plastic or paper used for making many copies of a shape or to help cut material accurately, e.g. biscuit cutter.