




Year: 1
 Term: Autumn 2
 Topic: Textiles - Puppets



Where does this learning link to aspirations for the future?

Squashbox Theatre make puppets and use them in puppet shows. You could create your own puppets and shows!


In DT, we follow this five step process.



You will use a variety of techniques to create your puppet including cutting, gluing, stapling and pinning.



What colour fabric will you choose for your puppet?
 What colour hair will your puppet have?
 What kind of eyes and ears will your puppet have?



Puppets were first invented over 3,000 years ago in Egypt. They were made out of clay.



Glossary

- decorate** To add details to design to improve its appearance.
- design** To make, draw or write plans for something.
- fabric** A natural or man-made woven or knitted materials that is made from plant fibres, animal fur or synthetic material.
- glue** A sticky liquid that can join two things together.
- model** A practise version, often on a smaller scale, that lets you test out your idea and see how it will look and work.
- hand puppet** A toy that you can make move by putting your hand inside it.
- safety pin** A 'U' shaped pin with a cap where the needle slots in securely after fastening.
- stencil** A shape that you can draw around.
- technique** A way of doing something to complete a task.
- template** A stencil which you use to help you draw a shape more easily on to different materials.