Year: 1
Term: Summer 1
Topic: Creating Media - Digital Painting

St Dennis Primary Academy

"Everyone matters, everyone succeeds, every moment counts"

Tools - The buttons at the top of the page are called tools, and they all have different jobs.

pencil tool

This draws on the page.

paintbrush tool

This works like the pencil does.

eraser tool

This lets us rub out parts of our drawing.

undo tool

The reverses the last thing that you did, if you make a mistake.

save

We click this when we want to save our painting.

fill tool

This lets us fill a shape with a colour of our choice.

line tools

These help us to draw neat lines.

spray-paint tool

This is like you are spraying a can of spray-paint.

shape tools

These draw circles, rectangles, or squares.

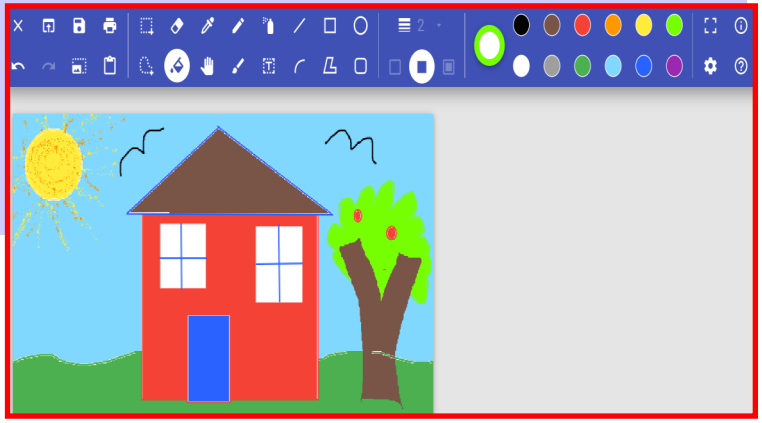

https://paintz.app/

Glossary

pointillism A way of painting using small separate dots to form pictures.

primary colours Colours that can be mixed together to produce new colours.



Making Careful Choices

We can choose thick, bold lines, or thin lines.

We can add text to our painting. We use the keyboard to type letters or numbers.

We can select different colours for our artwork.