

Year: 4  
 Term: Spring 1  
 Topic: Structures—Pavilions



Where does this learning link to aspirations for the future?


B&Q and other hardware stores sell pavilions that you can construct in your gardens.

In DT we follow this five step process.

Research



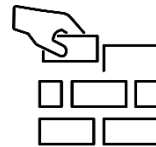
Skills



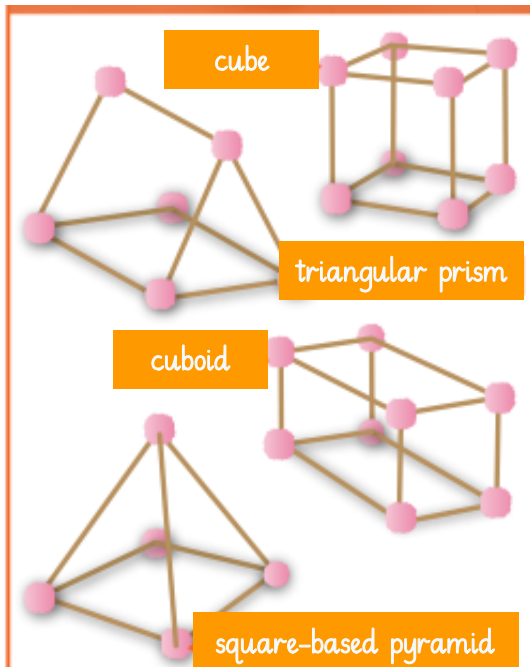
Design



Make




Evaluate

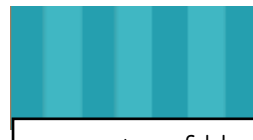


There are a variety of ways to assemble a **frame structure**?

You can create all sorts of **textures** for the **cladding** designs using different materials and techniques.



weave



concertina fold



cut-outs

What materials and equipment could you use to make your **structure**?

**Glossary**

- aesthetic** How an object or product looks.
- cladding** A material put on top of another material or on a structure as protection or to improve appearance.
- design criteria** A set of rules to help designers focus their ideas and test the success of them.
- evaluation** When you look at the good and bad points about something, then think about how you could improve it.
- frame structure** A way of building something so that the inside supports are built first and the outside covering is added afterwards as cladding.
- function** The purpose of an object or how the product works.
- inspiration** To gain ideas from different sources such as the internet, magazines and books.
- pavilion** A decorative building or structure for leisure activities.
- reinforce** To make a structure or material stronger.
- stable** Objects does not easily topple over.
- structure** Something that has been made and put together and can usually stand on its own.
- target audience** A person or particular groups of people at whom a product is aimed.
- texture** The way that something feels when you touch it.
- theme** An idea or specific design that your product is based on, e.g. space themed.